



दिल्ली विश्वविद्यालय  
University of Delhi



**NATIONAL TESTING AGENCY**  
Excellence in Assessment

# DUET 2019

Entrance Tests for Selected  
Undergraduate/Postgraduate/M.Phil./Ph.D. Courses  
University of Delhi, 2019-20

Conducted By  
**NATIONAL TESTING AGENCY**

## Table of Contents

<b>Dates for the Entrance Tests .....</b>	<b>3</b>
<b>Centres for the Entrance Test .....</b>	<b>3</b>
<b>Entrance Test .....</b>	<b>3</b>
<b>Important Instructions for Candidates .....</b>	<b>4</b>
<b>Interview (<i>if any</i>) .....</b>	<b>5</b>
<b>Procedure of Declaration of Result .....</b>	<b>5</b>
<b>Legal Jurisdiction .....</b>	<b>5</b>
<b>Disclosure of Answer Keys of Entrance Test Question Paper .....</b>	<b>6</b>
<b>Procedure for appearing in Computer Based Test (CBT) .....</b>	<b>6</b>
<b>Instructions for Appearing in the Entrance Test .....</b>	<b>7</b>



University of Delhi is pleased to announce that National Testing Agency (NTA) has been entrusted with the conduct of Delhi University Entrance Test (DUET)-2019 for Admissions to Entrance based **Selected Undergraduate, Postgraduate and MPhil/ PhD Courses.\***

The Ministry of Human Resource Development (MHRD), Government of India (GOI) has established National Testing Agency (NTA) as an independent autonomous and self-sustained premier testing organization under Society Registration Act, 1860 for conducting efficient, transparent and international standards tests in order to assess the competency of candidates for admissions to premier higher education institutions.

The objectives of NTA, inter-alia, include:

- i. To conduct efficient, transparent and international standard tests in order to assess the competency of candidates for admission.
- ii. To undertake research on educational, professional and testing system to identify gaps in the knowledge systems and take steps for bridging them.
- iii. To produce and disseminate information and research on education and professional development standards.

\*Detailed information about courses offered is to be found in the relevant UG/PG/MPhil/PhD Bulletins of Information for the year 2019-20.

### Dates for the Entrance Tests

Entrance Tests for Selected Undergraduate/ Postgraduate/M.Phil./Ph.D. Courses:	30 June – 06 July, 2019
---	-------------------------

### Centres for the Entrance Test

Entrance Test shall be conducted at the Centres located in the following cities:		
1. Ahmedabad 2. Bangalore 3. Bhopal 4. Bhubaneshwar 5. Chandigarh 6. Chennai	7. Delhi (NCR) <sup>#</sup> 8. Guwahati 9. Hyderabad 10. Jaipur 11. Jammu 12. Kolkata	13. Mumbai 14. Nagpur 15. Patna 16. Ranchi 17. Trivandrum 18. Varanasi

<sup>#</sup>Delhi/NCR includes: Delhi, Gurugram, Faridabad, Noida, Greater Noida, Sahibabad, Ghaziabad.

- **NTA can change/shift the examination city centre opted by the candidate to another nearby centre, if number of candidates are more/less at any examination city centre.**
- **The Examination City Centre, once opted, shall not be changed.**
- **Please check the admit card carefully for your Name, Subject Group, Date of Birth, Gender, Examination Centre Name, City, and Category, etc. In case of any problem related to Admit card, please contact the given helpline numbers between 10:00 am to 5:00 pm.**

### Entrance Test

The information of the link to download the Admit Card will be displayed separately on the website of University of Delhi ([www.du.ac.in](http://www.du.ac.in)). The syllabus for the Entrance Test for all such courses is also available on the respective Department website or on the University of Delhi website.

## Important Instructions for Candidates for DUET-2019

- **Candidates are advised to go through instruction printed on the admit card carefully and follow them during the conduct of examination.**
- The candidates shall report at the Examination Centre **one hour and thirty minutes (i.e. 90 minutes)** before the commencement of the examination so as to complete the frisking and registration formalities well before the time
- Registration desk will close **30 minutes** prior to the examination. Entry of candidate shall not be allowed under any circumstances after the Registration desk is closed.
- Candidates should take their seat immediately after opening of the examination hall. If the candidates do not report in time due to any reason i.e. traffic jam, train/bus delay etc., they are likely to miss some of the general instructions to be announced in the Examination Rooms/Halls. The NTA shall not be responsible for any delay.
- NTA & DU shall also facilitate Persons with Disability (Divyangjan) as per the Guidelines of year 2018 issued by the Ministry of Social Justice and Empowerment, Department of Empowerment of Persons with Disabilities (Divyangjan), Government of India vide F. No. 34-02/2015-DD-III dated 29.08.2018. For further detail, applicants may visit the official website of NTA or DU in this regard.
- A seat indicating Roll Number will be allotted to each candidate. Candidates should find and sit on their allocated seat only. The candidature of a candidate who changes room/hall or the seat on his/her own other than the one allotted, shall be cancelled and no plea would be accepted for it.
- The candidate must show, on demand, the Admit Card for entry in the examination room/hall. A candidate who does not possess the valid Admit Card shall not be allowed to enter the examination centre.
- Candidates should find and sit on their allocated seat only. Any candidate found to have changed room/hall or the seat on his/her own other than allotted would be considered as a case of Unfair means and the candidature shall be cancelled and no plea would be accepted.
- The candidate should ensure that the question paper available on the computer is as per the opted Subject Group indicated in the Admit Card before the start of examination. In case, the subject of question paper is other than the opted paper, the same may be brought to the notice of the Invigilator concerned.
- Candidates are not allowed to carry any baggage inside the Examination Centre. NTA will not be responsible for any belongings stolen or lost at the premises.
- Candidate shall appear at their own cost at the Centre on Date and shift as indicated in their Admit Card issued by the NTA. Under no circumstances the allotment of city, Examination centre and shift provided in the Admit Card shall be changed.
- All calculations/writing work are to be done only in the rough sheet provided at the centre in the examination Room/Hall and on completion of the test candidates must hand over the rough sheets to the invigilator on duty in the Room/Hall.
- No candidate, without the special permission of the Centre Superintendent or the Invigilator concerned, will leave his/her seat or Examination Room/Hall until the full duration (2 hours) of the paper is over. Candidates must follow the instructions strictly as instructed by the Centre Superintendent/Invigilators. Candidates should not leave the room/hall without handing over their rough sheets to the Invigilator on duty in the Examination Room/Hall.
- Virtual calculators, wherever permissible will be available on the computer screen during the Examination.
- Candidates should not be in possession of any material listed in the list of prohibited material.
- The candidates must sign and paste his/her photograph on the Attendance Sheet at the appropriate place.
- The candidates are governed by all Rules and Regulations of the NTA with regard to their conduct in the Examination Hall. All cases of **Unfair means** will be dealt with as per rules.
- Candidate may approach the Centre Superintendent/Invigilator in the room for any technical assistance, first aid emergency or any other information during the course of examination.
- For any queries or issues regarding DUET-2019, the candidates may send the query at: **[du.pg.helpdesk2019@gmail.com](mailto:du.pg.helpdesk2019@gmail.com)**
- **For those who are unable to appear on the scheduled date of test for any reason, re-test shall not be held by the NTA under any circumstances.**

**If any applicant has applied for more than one course and Entrance Test schedule for the applied courses coincides, the NTA shall not be responsible for it\*.**

\* NTA will try its best to identify those applicants who are applying for admissions in multiple courses from the registration portal to allocate the same or nearby Test Centers, in case of examinations for these courses are on the same day.

### **Interview (if any)**

For the courses having both the Entrance Test and Interview, the list of shortlisted candidates and dates of interview will be notified on the relevant Admission Portal.

### **Candidates MUST bring the following documents on the day of examination at the test centre.**

- Print out of the downloaded Admit Card
- One passport size photograph (same as uploaded on the Online Application Form) for pasting on the specific space in the attendance sheet at the Test Centre during the Examination
- Any one of the following photo IDs issued by the Govt. of India (original, valid and non-expired): PAN card/ Driving License/ Voter ID card/ Passport/ Aadhaar Card (with photograph)/ Ration Card (with photograph)/ CGHS Card (with photograph) The name on the photo identification must match with the name of candidate as shown on the Admit Card.
- PwD certificate issued by the Competent Authority, if claiming the relaxation under PwD category
- If the name has been changed due to events such as marriage, candidate must show the relevant document at the time of examination Marriage Certificate/Divorce/Decree/Legal Name Change Document

**Candidates who do not bring above mentioned documents will not be allowed to appear in the examination.**

\*virtual calculator wherever permissible will be available on the computer screen during the Examination.

### **Prohibited Materials**

Candidates are not allowed to carry any textual material, Calculators\*, Docu Pen, Slide Rules, Log Tables and Electronic Watches with facilities of calculator, printed or written material, bits of papers, mobile phone, camera, recorder, ear-phone, Blue-tooth devices, pager or any other electronic gadget/ device etc.

- If any candidate is in possession of any of the above item, his/ her candidature will be treated as unfair means and lead to cancellation of the current examination & also debar the candidate for future examination(s) & the material will be seized.
- Smoking, chewing gutka, spitting etc. in the Examination Room/Hall is strictly prohibited.
- Geometry/Pencil box, Handbag, Purse, Eatables/snacks and Tea/coffee/cold drinks/Water (loose or packed) are NOT allowed in the examination Room/Hall.

*Diabetic students will be allowed to carry eatables like sugar tablets/fruits (like banana/ apple/orange) and transparent water bottle to the examination hall. However, they will not be allowed to carry packed foods like chocolate/candy/sandwich etc.*

### **Procedure of Declaration of Result**

#### **Display of recorded responses and Answer key for Challenge**

- The information of the display of Answer Key of the questions will be given separately on the website [www.du.ac.in](http://www.du.ac.in) to provide an opportunity to the candidates to challenge the Answer Key. The Answer Keys are likely to be displayed for 48 hours.
- The Candidates will be given an opportunity to make a challenge online against the Answer Key as per the policy of NTA which will be notified later.
- The NTA's decision on the challenges shall be final and the result will be declared on the basis of final answer keys.

### **Legal Jurisdiction**

- All disputes pertaining to the conduct of DUET-2019 Examination by NTA including Results shall fall under the jurisdiction of Delhi only.
- Any legal question arising out of the Examination shall be entertained only when raised within 30 days from the declaration of result.

- The Director (Administration) of the NTA shall be the official by whose designation the NTA may sue or be sued.

### Disclosure of Answer Keys of Entrance Test Question Paper

- |  |
|--|
| <ul style="list-style-type: none"> <li>• The Answer Keys of the Entrance Tests conducted for admission in various courses will be uploaded on the University of Delhi and/or NTA websites.</li> </ul>  |
| <ul style="list-style-type: none"> <li>• The applicants are advised to visit the website / portal to check the Answer Keys vis-a-vis the Question Paper. In case, they find any discrepancy / inconsistency / error in Question Paper or Answer Key, they can register their complaint within stipulated time from the time of display the Answer Keys (as per NTA Policy).</li> </ul> |

### Procedure for appearing in Computer Based Test (CBT)






- (a) A computer terminal (node) indicating Roll Number will be allocated to each candidate. Candidates should find and sit on their allocated computers only. Any candidate found to have changed room/hall or the computer on their own rather than the one allotted would be liable to cancellation of candidature and no plea in this regard would be entertained.
- (b) The applicant can login by entering **Roll No., PIN and Password**. The PIN format is your date of birth in format of YYYYMMDD. The password for the candidate will be provided by the Invigilator.
- (c) After logging in, the candidate shall be able to see the detailed instructions for the examination. Candidates are advised to go through the instructions carefully regarding the type of questions and Marking Scheme. At the designated time of start of the examination, the candidates will be able to proceed and see the questions on the computer screen.

The keyboard attached to the computer, if any, will be disabled during the entire duration of the examination.

**Candidates will have the option to change/modify answers already entered anytime during the entire duration of the examination.**

In case the computer/mouse allotted to any candidate malfunctions anytime during the test, the candidate will be immediately allotted another computer system and the time lost due to this will be adjusted in the server so as to give the candidate the full allotted time.

- (d) The on-screen computer clock counter of every candidate will be set at the server. The countdown timer in the top right side of computer screen will display the time remaining (in minutes) available for the candidate to complete the examination. When the timer reaches zero, the examination will end by itself. Candidate will not be required to end or submit the examination.
- (e) The Question Palette displayed on the right side of screen will show the status of each question using one of the following text/color codes/symbols.

-  - Questions not viewed
-  - Questions attempted
-  - Questions not attempted but viewed
-  - Question answered and Mark for Review
-  - Questions not attempted but viewed and Mark for Reviewed.

The question(s) “Answered and Marked for Review” status for a question indicates that candidate would like to have a relook at that question again. A candidate has the option of answering a question and simultaneously placing it under “Marked for Review”, these answers will be considered for evaluation. However, if a candidate has simply put “Marked for Review” for a question without answering it, the corresponding question ‘Marked for Review’ without an answer will not be considered for evaluation. It may be noted that a candidate can return to any “Marked for Review” question any time during the examination by clicking on the corresponding question number icon displayed on the Question Palette of the corresponding section.

- (f) Candidate can click to navigate to the bottom and to navigate to the top of the question area, without scrolling. Using the computer mouse the candidate can scroll up and down the question viewing area for viewing the entire question.

- (g) The full paper can be viewed by clicking the “Question Paper” icon on the top right corner of the screen.
- (h) Blank Sheets for doing rough work/calculations shall be provided to the candidates. The Blanks Sheets would have a Header page for the candidates to write down his/her Name and Roll Number. All calculations/writing work are to be done only in the Blank Sheets provided at the Centre in the Examination Room/Hall and on completion of the test, candidates must hand over the rough sheets to the invigilator on duty in the Room/Hall.

(i) **Navigating to a Question**

To navigate between questions within a Paper, candidate needs to do the following:

- (a) Click on the question number in the Question Palette at the right of the screen to go to that numbered question directly. Note that using this option does NOT save the answer to the currently displayed question.
- (b) Click on “Next” to save the answer of any question. Clicking on “Next” will save the answer for the current question and the next question will be displayed on the candidate’s computer screen.
- (c) Click on “Flag” to mark a question for review and click on “Next” to proceed to the next question.

(j) **Answering a Question**

To navigate between questions within a Paper, candidate needs to do the following:

Procedure for answering a multiple choice type question:

- (a) To select the option, click on the corresponding button of the option.
- (b) To deselect the chosen answer, click on the button of the chosen option again or click on the “Clear Response” button.
- (c) To save the answer, the candidate MUST click on the “Next” button.
- (d) To mark the question for review, click on “Flag” to mark a question for review and click on “Next” to proceed to the next question.

**The candidate will have the option to change previously saved answer of any question, anytime during the entire duration of the test. To change the answer to a question that has already been answered, first select the corresponding question from the Question Palette, then click on “Clear Response” to clear the previously entered answer and subsequently follow the procedure for answering that type of question.**

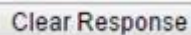
### Instructions for Appearing in the Entrance Test

- The Entrance Test will consist of 50-100 Multiple Choice Questions (MCQs) (*as applicable*).
- Duration of the Entrance Test — 02:00 Hours
- The applicant can login by entering Roll No., PIN and Password. The PIN format is your date of birth in format of **YYYYMMDD**. The password for the candidate will be provided by the Invigilator.
- Once you login, please go through the instructions carefully.
- After going through the instructions check mark the declaration and proceed by pressing **Next**.
- Please check the subject / course / discipline you are appearing along with other details and confirm to go to next step. If the subject / course / discipline displayed doesn’t match to your applied subject / course / discipline, please ask the invigilator to resolve the problem.
- Once you confirm, the Test Screen will appear. On the left-hand side of the Test Screen you’ll find your **Name, Roll No. and your photograph**; in the centre, the **Questions with Answer Choices**; and on the right-hand side, you’ll see the **Questions Palette**. In case of any discrepancy please inform the invigilator.
- The options to increase font size (**Font +, Font -**) are given on the right-hand top:
  - A+ Zoom In:** Increase the font size
  - A- Zoom Out:** Decrease the font size
- The **Questions with Answer Choices** will appear on the screen one by one. Each question has four choices, out of which there is only one correct choice.
- A radio button is provided against each answer choice for a question. Any one may be selected by a click on the respective radio button.


Q. When the length of the journal is equal to the diameter of the journal, then the bearing is said to be a

- Short bearing
- Long bearing
- Medium bearing
- Square bearing

- To answer a question click on the button against the chosen option.
- To change your chosen option click on another radio button.
- To deselect a chosen option re-click on the same button or click on the **Clear Response** button.

 — To deselect a chosen option

- To save your response and proceed with next question, click on **Next** button.

 — To go to the next question

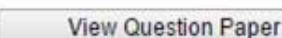
- For any attempted question you can also assign **Marked for Review** status that indicates that you would like to revisit it.

 — To Mark for Review






- In case you don't revisit **Marked for Review** questions, click on **Unmark Review** otherwise it will be considered for evaluation.

 — To Unmark Review

- Question Paper can be seen by clicking on the **View Question Paper** button.

 — To see the Question Paper

- The **Question Palette** displayed on the right side of the test screen will show the status of each question with the following symbols:

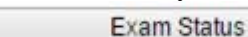
-  - Questions not viewed
-  - Questions attempted
-  - Questions not attempted but viewed
-  - Question answered and Mark for Review
-  - Questions not attempted but viewed and Mark for Reviewed.

- The countdown timer in the right-hand top of the Test Screen will display the remaining time available for you to complete the Test. When the timer reaches zero, the test will end automatically.
- Question Palette on the right-hand side of the Test Screen is meant for randomly picking the questions. To go to any question directly click on the Question Number in the Question Palette. Note that using this option does NOT save your answer to the current question.


Question Palette



- Within the stipulated time you can visit / revisit questions as per your convenience.
- To view summary of the Test click on **Exam Status**

 — To see the summary of the Test

- To submit your responses click on **End Exam** button. Otherwise, the Test will be auto submitted with the end of test duration.

 — To submit your responses after completing the Test

- ONLY those questions for which your responses are **Saved** or **Marked for Review** will be considered for evaluation.
- There will be **NEGATIVE MARKING** for incorrect answer. While each correct answer will be awarded **FOUR** marks, **ONE** mark will be deducted for each incorrect answer.
- Copying / helping someone at the time of the Test is a punishable offence. Anyone caught for the same shall be disqualified from the Test and his / her candidature will be cancelled.
- For submission of representation related to examination, if any, the applicants are advised to contact their respective Centre Superintendent.